


KUBE 7192 TwinSide Dual Pyroelectric Sensor

for wide angle PIR motion detectors,
including lighting and intrusion alarm
detectors

Features:

- 2-in-1, radiation can enter the sensor from both sides, replaces two separate sensors
- Ideal for wide angle (180°) PIR motion detectors, when used with TR241 mirror
- Two physically separated sensing elements (series opposed dual)
- Includes JFET and optical filter window
- Broad optical bandwidth (5 to 25 μm) for maximum signal, but still good white light immunity



- Excellent long term stability. Proven reliability under high humidity conditions
- Low noise / low false alarm rate
- RoHS conform
- Flat, space-saving sealed metal housing

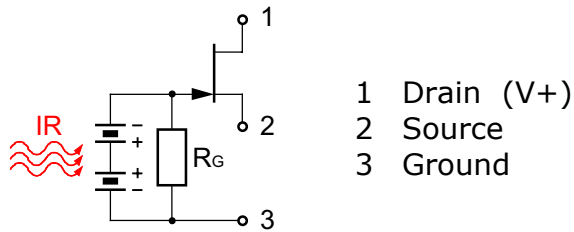
Characteristics	Value	Unit	Test Conditions
Element size	0.7 x 2.1	mm	nominal, each
Element spacing	0.6	mm	nominal
Optical wavelength	5 ... 25	μm	7 ... 14 μm $\geq 70\%$
Responsivity (typ)	2700	V / W	7 ... 14 μm @ 1Hz
Common mode rejection ratio (typ)	15:1 min 1:7		7 ... 14 μm @ 1Hz
Noise (typ)	5.1	$\mu\text{V} / \text{rt Hz}$	1.0 Hz rms, 1Hz
Operating voltage	2.2 ... 10	Vdc	V_D to Ground
Offset voltage	0.3 ... 1.2	Vdc	$R_S = 100 \text{ k}\Omega$
Operating drain current	0.2 ... 10	μA	(recommended values)
Thermal breakpoint f_T (typ)	0.2	Hz	
Electrical breakpoint f_e (typ)	0.05	Hz	
Field of view (horizontal)	121 / 128	degrees	from center between sensing elements
Field of view (vertical)	104 / 113	degrees	
Operating temperature	-20 ... +50	$^{\circ}\text{C}$	(recommended values)
Storage temperature	-30 ... +70	$^{\circ}\text{C}$	change < 50 $^{\circ}\text{C}$ / minute

Recommendations:

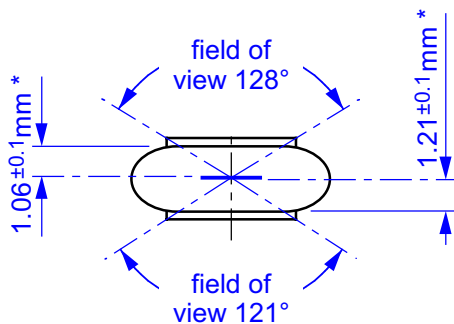
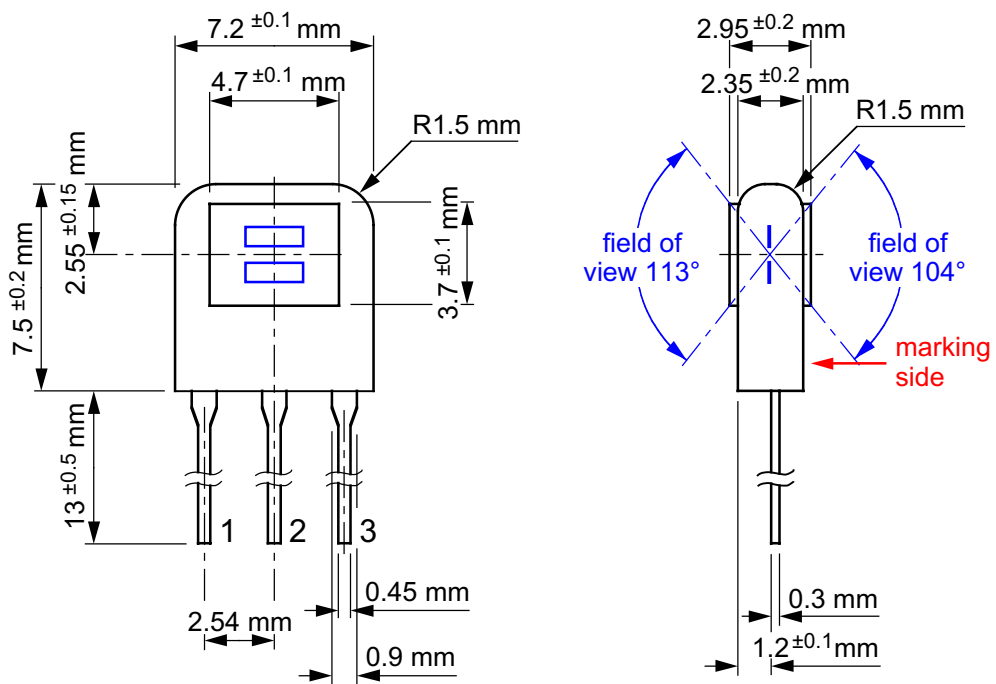
- A source resistor is needed to set the drain current and consequently the operating parameters of the internal JFET. A 47 k Ω or greater value resistor is recommended. For low power applications (0.2 μA), a source resistor of 3.3 M Ω can be used.
- The supply voltage must be stabilized (free of voltage steps and low frequency variations). This is best accomplished with a regulator or voltage reference chip.
- Careful circuit board layout, short connections and shielding may be required for adequate RF immunity.
- Do not wave solder pyroelectric sensors. Avoid mechanical stresses on the leads.
- If needed, clean window with alcohol to remove flux and fingerprints.
- Do not apply varnish, lacquer, silicone or other transparent coatings on window, as these materials will not transmit IR



Internal circuit and pinout:



Drawing and Field of View:



* optical (apparent) position of sensor elements